

P 35



SS AISI 316

WEIGHT
3.8 kg

TEMPERATURE
-20°C +95°C

CE EAC

UK CA

PERFORMANCE

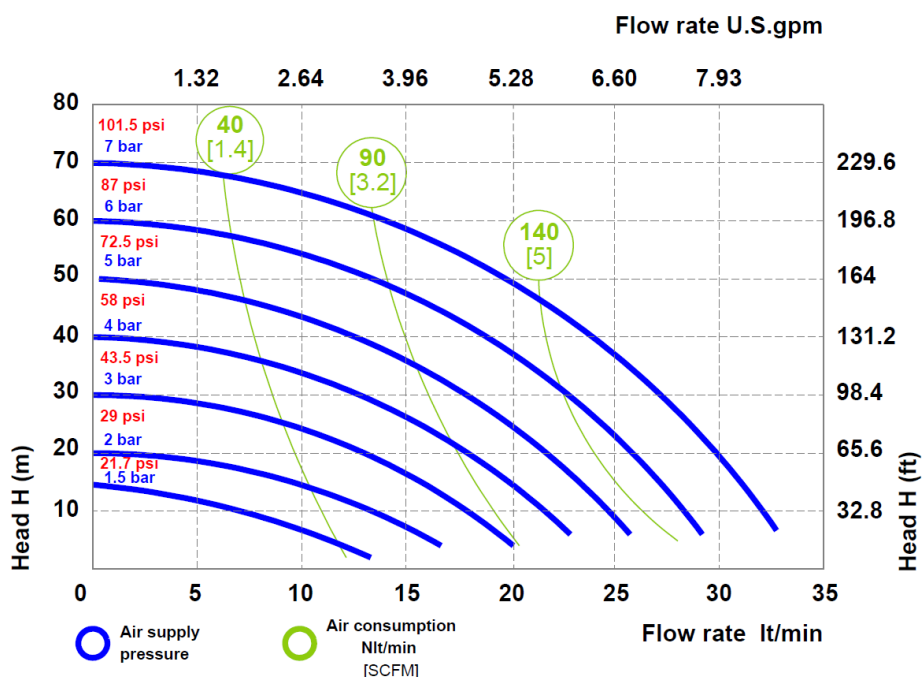
TECHNICAL DATA

| | |
|-------------------------|------------|
| Fluid connections | 1/2" BSPP |
| Air connection | 1/4" BSPP |
| Max. flow rate | 35 lt/min |
| Max air pressure | 7 bar |
| Max delivery head | 70 m |
| Max suction lift dry | 5 m |
| Max suction lift wet | 9,8 m |
| Max solid passing | 3 mm |
| Noise level | 65 dB |
| Max viscosity | 15.000 cps |
| Displacement per stroke | 65 CC ~ |

Displacement per stroke may vary based on suction condition, discharge head, air pressure and fluid type.

- Ex II 3/3 G Ex h IIC T4 Gc
- Ex II 3 D Ex h IIIB T135°C Dc X

The curves and performance values refer to pumps with submerged suction and free delivery outlet, with water at 20 °C. These data may vary according to the construction materials and hydraulic conditions.



Made in Italy




FLUIMAC S.r.l. - Via Breascia, 1 - 21049 - Tradate - VA - ITALY
info@fluimac.com - www.fluimac.com
tel. +39 0331 866688 - Fax +39 0331 864870
P.I./VAT 03259160129



P 35

COMPOSITION

| MODEL | CASING | DIAPHRAGM | BALLS | SEATS | GASKET | CONNECTIONS | ATEX | PORTS |
|-------|--------|---|---------------------------------------|-------|--|------------------------------------|------------|-------------------|
| P0035 | S = SS | HT = HYTREL+PTFE MT = SANTOPRENE+PTFE H = HYTREL W = SANTOPRENE H.R. | T=PTFE S=SS D = EPDM N = NBR | S=SS | D = EPDM V = VITON N = NBR T = PTFE | 1 = BSPP 2 = FLANGED 5 = NPT | - = ZONE 2 | AB = STANDAR D |



AVAILABLE CONNECTIONS

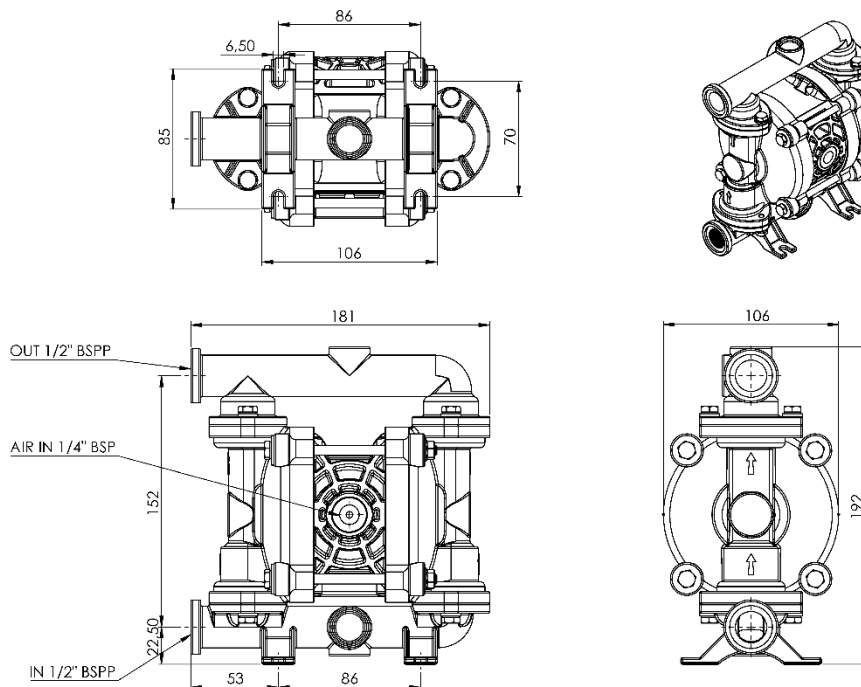
DELIVERY: B-D-S

SUCTION: A-C-T

PACKING DIMENSION

CARTON BOX: 24 x 21 x 12 cm

DIMENSIONS



Technical data are approximate and not binding for the manufacturer who reserves the right to change them without notice at any time.



FLUIMAC S.r.l. - Via Breascia, 1 - 21049 - Tradate - VA - ITALY
info@fluimac.com - www.fluimac.com
 tel. +39 0331 866688 - Fax +39 0331 864870
 P.I./VAT 03259160129

